

LOCKDOWN PROGRAMMING

The Church of Jesus Christ of Latter-day Saints,
Salt Lake City, Utah



PROCESS

Identify Need & Affected Readers

- **CSD requests a lockdown**
- **Where do we have readers that will be affected by this lockdown?**
 - Perimeter
 - Entrance and Exits
 - Access within an area

Sample Readers

- **slc COB 2M-01 East Entry**
- **slc COB 2M-02 Interior Hall Door**
- **slc COB 2M-03 Recording Studio**
- **slc COB 2M-04 South Entry**

Run an Access Level Report

- Find out what access levels contain the affected readers

COB - Contractor	Command Authority: No <u>Reader</u> slc COB 2M-04 South Entry	Download To Intelligent Readers: <u>Timezone/Elevator Level</u> ACC - 24/7 Access
COB - Custodial	Command Authority: No <u>Reader</u> slc COB 2M-01 East Entry slc COB 2M-04 South Entry	Download To Intelligent Readers: <u>Timezone/Elevator Level</u> ACC - M - F 06:00 - 18:00 ACC - M - F 06:00 - 18:00
COB - Employee	Command Authority: No <u>Reader</u> slc COB 2M-01 East Entry slc COB 2M-02 Interior Hall Door slc COB 2M-03 Recording Studio slc COB 2M-04 South Entry	Download To Intelligent Readers: <u>Timezone/Elevator Level</u> ACC - M - F 06:00 - 18:00 ACC - M - F 06:00 - 18:00 ACC - M - F 06:00 - 18:00 ACC - M - F 06:00 - 18:00
COB - Maintenance	Command Authority: No <u>Reader</u> slc COB 2M-01 East Entry slc COB 2M-02 Interior Hall Door slc COB 2M-04 South Entry	Download To Intelligent Readers: <u>Timezone/Elevator Level</u> ACC - 24/7 Access ACC - 24/7 Access ACC - 24/7 Access
COB - Security	Command Authority: No <u>Reader</u> slc COB 2M-01 East Entry slc COB 2M-02 Interior Hall Door slc COB 2M-03 Recording Studio slc COB 2M-04 South Entry	Download To Intelligent Readers: <u>Timezone/Elevator Level</u> ACC - 24/7 Access ACC - 24/7 Access ACC - 24/7 Access ACC - 24/7 Access

Create a Reader/Timezone List

- From the Access Level report, create a list of the readers and all the associated timezones they use

	A	B	
1	slc COB 2M-01 East Entry	ACC - 24/7 Access	
2	slc COB 2M-01 East Entry	ACC - 24/7 Access	
3	slc COB 2M-01 East Entry	ACC - 24/7 Access	
4	slc COB 2M-01 East Entry	ACC - M - F 06:00 - 18:00	
5	slc COB 2M-02 Interior Hall Door	ACC - M - F 06:00 - 18:00	
6	slc COB 2M-02 Interior Hall Door	ACC - 24/7 Access	
7	slc COB 2M-02 Interior Hall Door	ACC - 24/7 Access	
8	slc COB 2M-03 Recording Studio	ACC - 24/7 Access	
9	slc COB 2M-03 Recording Studio	ACC - M - F 06:00 - 18:00	
10	slc COB 2M-04 South Entry	ACC - 24/7 Access	
11	slc COB 2M-04 South Entry	ACC - 24/7 Access	
12	slc COB 2M-04 South Entry	ACC - 24/7 Access	
13	slc COB 2M-04 South Entry	ACC - M - F 06:00 - 18:00	
14	slc COB 2M-04 South Entry	ACC - M - F 06:00 - 18:00	
15			

Identify Associated Access Panels

- For each reader affected, identify which access panel controls that reader

Reader	Access Panel
<input checked="" type="checkbox"/> slc COB 2M-01 East Entry	naslc COB 2L TEST PANEL #2
<input type="checkbox"/> slc COB 2M-02 Interior Hall Door	naslc COB 2L TEST PANEL #2
<input type="checkbox"/> slc COB 2M-03 Recording Studio	naslc COB 2L TEST PANEL #2
<input type="checkbox"/> slc COB 2M-04 South Entry	naslc COB 2L TEST PANEL #2

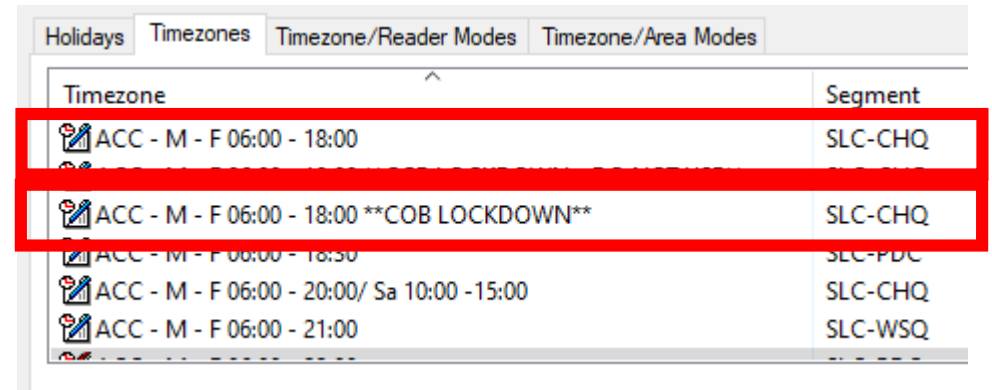
Add Access Panel info to Your List

- Add the access panel information to the list you created with the readers and timezones

	A	B	C
1	naslc COB 2L TEST PANEL #2	slc COB 2M-01 East Entry	ACC - 24/7 Access
2	naslc COB 2L TEST PANEL #2	slc COB 2M-01 East Entry	ACC - 24/7 Access
3	naslc COB 2L TEST PANEL #2	slc COB 2M-01 East Entry	ACC - 24/7 Access
4	naslc COB 2L TEST PANEL #2	slc COB 2M-01 East Entry	ACC - M - F 06:00 - 18:00
5	naslc COB 2L TEST PANEL #2	slc COB 2M-02 Interior Hall Door	ACC - M - F 06:00 - 18:00
6	naslc COB 2L TEST PANEL #2	slc COB 2M-02 Interior Hall Door	ACC - 24/7 Access
7	naslc COB 2L TEST PANEL #2	slc COB 2M-02 Interior Hall Door	ACC - 24/7 Access
8	naslc COB 2L TEST PANEL #2	slc COB 2M-03 Recording Studio	ACC - 24/7 Access
9	naslc COB 2L TEST PANEL #2	slc COB 2M-03 Recording Studio	ACC - M - F 06:00 - 18:00
10	naslc COB 2L TEST PANEL #2	slc COB 2M-04 South Entry	ACC - 24/7 Access
11	naslc COB 2L TEST PANEL #2	slc COB 2M-04 South Entry	ACC - 24/7 Access
12	naslc COB 2L TEST PANEL #2	slc COB 2M-04 South Entry	ACC - 24/7 Access
13	naslc COB 2L TEST PANEL #2	slc COB 2M-04 South Entry	ACC - M - F 06:00 - 18:00
14	naslc COB 2L TEST PANEL #2	slc COB 2M-04 South Entry	ACC - M - F 06:00 - 18:00
15			

Create New Timezones

- **For all the affected readers, you will need at least two timezones**
 - One will stay active during lockdown
 - One will shut off during lockdown
- **Mark the new timezones so they are not used inadvertently in other access levels**



Timezone	Segment
ACC - M - F 06:00 - 18:00	SLC-CHQ
ACC - M - F 06:00 - 18:00 **COB LOCKDOWN**	SLC-CHQ
ACC - M - F 06:00 - 18:30	SLC-PDC
ACC - M - F 06:00 - 20:00/ Sa 10:00 - 15:00	SLC-CHQ
ACC - M - F 06:00 - 21:00	SLC-WSQ

Identify & Modify Access Levels

- Refer to the report that identifies all the access levels containing your card readers
- Identify which ones will shut down during a lockdown event, and which ones need to maintain their access
- Do not modify access levels that need to keep working

Segment: SLC-CHQ		
COB - Contractor	Command Authority: No Reader slc COB 2M-04 South Entry	Download To Intelligent Readers: No Timezone/Elevator Level ACC - 24/7 Access
COB - Custodial	Command Authority: No Reader slc COB 2M-01 East Entry slc COB 2M-04 South Entry	Download To Intelligent Readers: No Timezone/Elevator Level ACC - M - F 06:00 - 18:00 ACC - M - F 06:00 - 18:00
COB - Employee	Command Authority: No Reader slc COB 2M-01 East Entry slc COB 2M-02 Interior Hall Door slc COB 2M-03 Recording Studio slc COB 2M-04 South Entry	Download To Intelligent Readers: No Timezone/Elevator Level ACC - M - F 06:00 - 18:00 ACC - M - F 06:00 - 18:00 ACC - M - F 06:00 - 18:00 ACC - M - F 06:00 - 18:00
COB - Maintenance	Command Authority: No Reader slc COB 2M-01 East Entry slc COB 2M-02 Interior Hall Door slc COB 2M-04 South Entry	Download To Intelligent Readers: No Timezone/Elevator Level ACC - 24/7 Access ACC - 24/7 Access ACC - 24/7 Access
COB - Security	Command Authority: No Reader slc COB 2M-01 East Entry slc COB 2M-02 Interior Hall Door slc COB 2M-03 Recording Studio slc COB 2M-04 South Entry	Download To Intelligent Readers: No Timezone/Elevator Level ACC - 24/7 Access ACC - 24/7 Access ACC - 24/7 Access ACC - 24/7 Access

Double Check Access Levels

- Run a report to make sure that all of the access levels containing these readers have been appropriately changed

Segment: SLC-CHQ			
COB - Contractor			
Command Authority:	No	Download To Intelligent Readers:	No
<u>Reader</u>		<u>Timezone/Elevator Level</u>	
slc COB 2M-04 South Entry		ACC - 24/7 Access **COB LOCKDOWN**	
<hr/>			
COB - Custodial			
Command Authority:	No	Download To Intelligent Readers:	No
<u>Reader</u>		<u>Timezone/Elevator Level</u>	
slc COB 2M-01 East Entry		ACC - M - F 06:00 - 18:00 **COB LOCKDOWN**	
slc COB 2M-04 South Entry		ACC - M - F 06:00 - 18:00 **COB LOCKDOWN**	
<hr/>			
COB - Employee			
Command Authority:	No	Download To Intelligent Readers:	No
<u>Reader</u>		<u>Timezone/Elevator Level</u>	
slc COB 2M-01 East Entry		ACC - M - F 06:00 - 18:00 **COB LOCKDOWN**	
slc COB 2M-02 Interior Hall Door		ACC - M - F 06:00 - 18:00 **COB LOCKDOWN**	
slc COB 2M-03 Recording Studio		ACC - M - F 06:00 - 18:00 **COB LOCKDOWN**	
slc COB 2M-04 South Entry		ACC - M - F 06:00 - 18:00 **COB LOCKDOWN**	
<hr/>			
COB - Maintenance			
Command Authority:	No	Download To Intelligent Readers:	No
<u>Reader</u>		<u>Timezone/Elevator Level</u>	
slc COB 2M-01 East Entry		ACC - 24/7 Access **COB LOCKDOWN**	
slc COB 2M-02 Interior Hall Door		ACC - 24/7 Access **COB LOCKDOWN**	
slc COB 2M-04 South Entry		ACC - 24/7 Access **COB LOCKDOWN**	
<hr/>			
COB - Security			
Command Authority:	No	Download To Intelligent Readers:	No
<u>Reader</u>		<u>Timezone/Elevator Level</u>	
slc COB 2M-01 East Entry		ACC - 24/7 Access	
slc COB 2M-02 Interior Hall Door		ACC - 24/7 Access	
slc COB 2M-03 Recording Studio		ACC - 24/7 Access	
slc COB 2M-04 South Entry		ACC - 24/7 Access	

Create Local I/O Functions

- For each access panel, create a Local I/O to shut off the identified timezones
 - Select either “Timezone Activate/Deactivate” or “Timezone Override”
 - Each line will be one of the timezones that will shut down during the lockdown
 - (These are the new timezones you just created, unique to the lockdown area)

	A	B	C
1	naslc COB 2L TEST PANEL #2	slc COB 2M-01 East Entry	ACC - 24/7 Access
2	naslc COB 2L TEST PANEL #2	slc COB 2M-01 East Entry	ACC - 24/7 Access
3	naslc COB 2L TEST PANEL #2	slc COB 2M-01 East Entry	ACC - 24/7 Access
4	naslc COB 2L TEST PANEL #2	slc COB 2M-01 East Entry	ACC - M - F 06:00 - 18:00
5	naslc COB 2L TEST PANEL #2	slc COB 2M-02 Interior Hall Door	ACC - M - F 06:00 - 18:00
6	naslc COB 2L TEST PANEL #2	slc COB 2M-02 Interior Hall Door	ACC - 24/7 Access
7	naslc COB 2L TEST PANEL #2	slc COB 2M-02 Interior Hall Door	ACC - 24/7 Access
8	naslc COB 2L TEST PANEL #2	slc COB 2M-03 Recording Studio	ACC - 24/7 Access
9	naslc COB 2L TEST PANEL #2	slc COB 2M-03 Recording Studio	ACC - M - F 06:00 - 18:00
10	naslc COB 2L TEST PANEL #2	slc COB 2M-04 South Entry	ACC - 24/7 Access
11	naslc COB 2L TEST PANEL #2	slc COB 2M-04 South Entry	ACC - 24/7 Access
12	naslc COB 2L TEST PANEL #2	slc COB 2M-04 South Entry	ACC - 24/7 Access
13	naslc COB 2L TEST PANEL #2	slc COB 2M-04 South Entry	ACC - M - F 06:00 - 18:00
14	naslc COB 2L TEST PANEL #2	slc COB 2M-04 South Entry	ACC - M - F 06:00 - 18:00
15			

Local I/O Function Lists Device-->Function Links

Name:

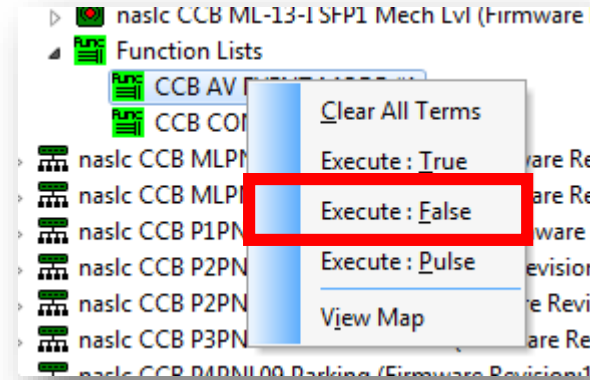
Access Panel:

	Function	Argument 1	Argument 2
1.	Timezone Activate/Deactivate	ACC - 7 days 05:00 - 23:00**CCB I	
2.	Timezone Activate/Deactivate	ACC - M - Sat 06:00 - 23:00 **CCB	
3.	Timezone Override	ACC - M - F 06:00 - 18:00 **CCB L	

LOCKING IT DOWN

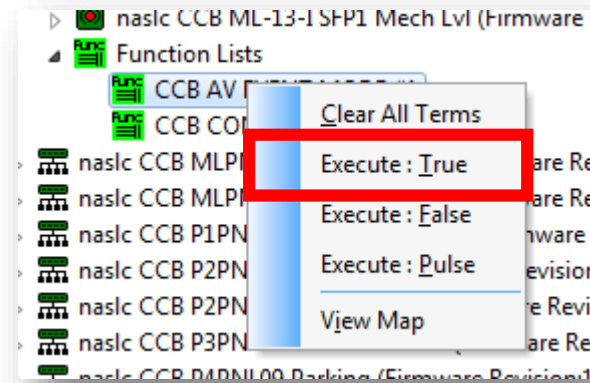
Activate Lockdown

- **From Alarm Monitoring, set the I/O you created to False**
 - False = Timezone no longer works



Clear Lockdown

- **From Alarm Monitoring, set the I/O you created to True**
 - True = Timezones will work



ADDITIONAL OPTIONS

Create a Single Trigger & Global I/O



Name: CCB LOCKDOWN TRIGGER

Global Linkage Input Event Output Action

Action Type	Description
→ Execute Function List	Execute (FALSE) : CCB LOCKDOWN #06
→ Execute Function List	Execute (FALSE) : CCB LOCKDOWN #07
→ Execute Function List	Execute (FALSE) : CCB LOCKDOWN #08
→ Execute Function List	Execute (FALSE) : CCB LOCKDOWN #09
→ Execute Function List	Execute (FALSE) : CCB LOCKDOWN #10
→ Execute Function List	Execute (FALSE) : CCB LOCKDOWN #11
→ Execute Function List	Execute (FALSE) : CCB LOCKDOWN #12
→ Execute Function List	Execute (FALSE) : CCB LOCKDOWN #13
→ Execute Function List	Execute (FALSE) : CCB LOCKDOWN #14
→ Execute Function List	Execute (FALSE) : CCB LOCKDOWN #15

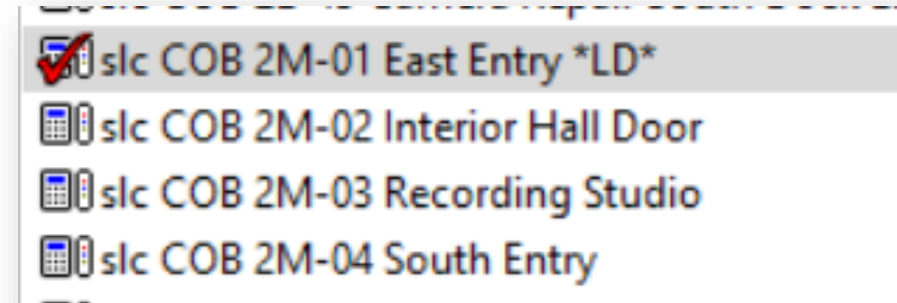
Add Modify Delete

Create Emergency Badges



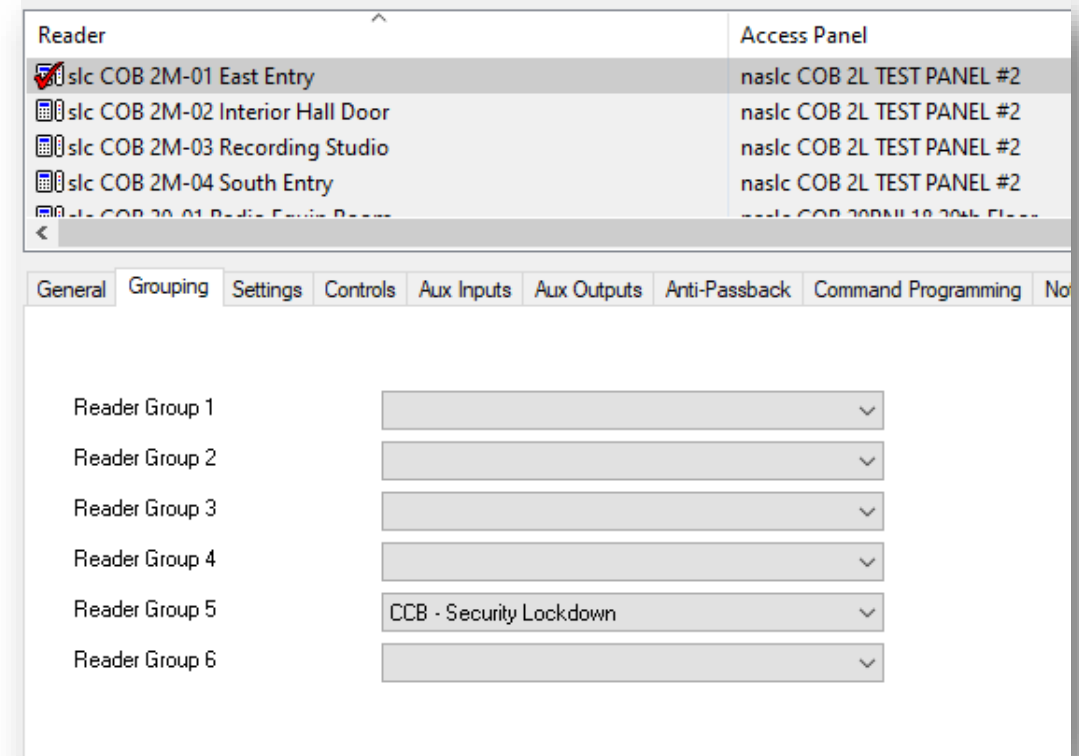
Tag Reader in Name

- **Change name of the reader to reflect that it is a lockdown read**
- **“Gotcha” parts of lockdowns**
 - Audits?



Use Reader Group for Tracking

- Track different lockdowns with a Reader Group



Use a Checklist

	Complete	Date	Notes
IDENTIFY AFFECTED READERS	<input type="checkbox"/>		
<i>Create a list documenting which readers are going to be impacted by this lockdown</i>			
IDENTIFY ACCESS LEVELS WITH AFFECTED READERS	<input type="checkbox"/>		
<i>Run a report to identify all access levels that contain affected readers. These aren't always just access levels specific to the facility.</i>			
READER/TIMEZONE LIST	<input type="checkbox"/>		
<i>Using the access level report, create a new report that shows all of the timezones that are used for each reader that will be part of the lockdown.</i>			
IDENTIFY PANELS & ASSOCIATED TIMEZONES	<input type="checkbox"/>		
<i>Identify which access panel is impacted for each reader, and create a list of which timezones are impacted on each panel.</i>			
IDENTIFY WHICH ACCESS LEVELS WILL BECOME EXCEPTIONS	<input type="checkbox"/>		
<i>Which access levels will remain unaffected when the lockdown is created?</i>			
CREATE TIMEZONES THAT			